



Cross-Flow Recuperators

Model CFR121

Version 1

	PARAMETER	SPECIFICATION*
Recuperator	Maximum Input	14.0 MM Btu/hr (4100 kW)
	Maximum Exhaust temperature with no combustion air	1800°F (1000°C)
	Maximum Exhaust temperature with 3550 scfh combustion air	2100°F (1150°C)
	Air pressure drop at maximum input	10.5" w.c. (26 mbar)
	Exhaust pressure drop at maximum input	1.7" w.c. (4.2 mbar)
	Weight of recuperator	1400 lbs. (635 kg)
Eductor	Suction at maximum input	1.7" w.c. (4.2 mbar)
	Entrainment air volume at maximum input	180,000 scfh (5040 Nm ³ /hr)
	Entrainment air pressure at eductor inlet at maximum input	20" w.c. (50 mbar)
	Weight of eductor	476 (216 kg)

* See Design Guide 530 for application specific operational limitations.

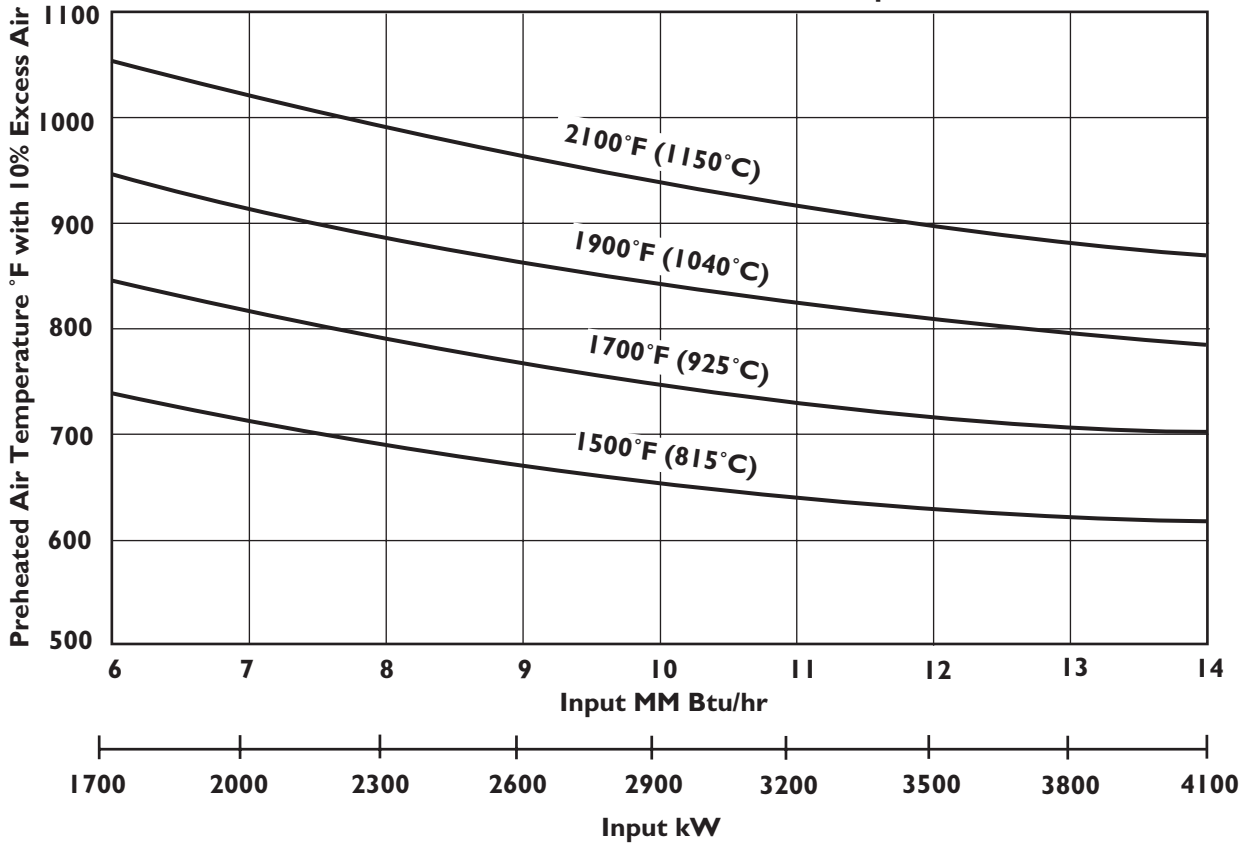
- All inputs based upon gross calorific values.
- Eclipse reserves the right to change the construction and/or configuration of our products at any time without being obliged to adjust earlier supplies accordingly.

Percent Fuel Savings at Various Furnace Exhaust Temperatures & Combustion Air Preheats (10% Excess Air)

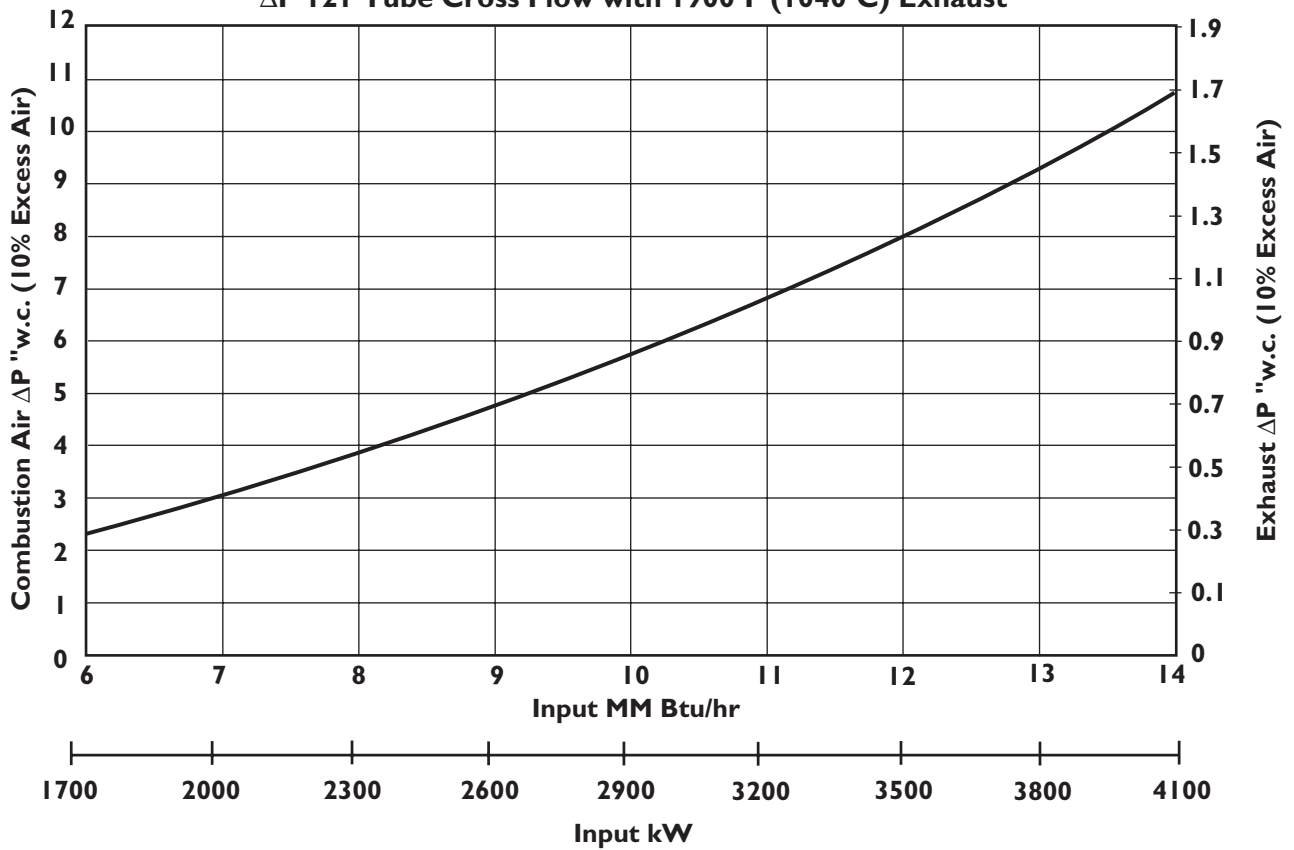
Furnace Exhaust Temp. °F (°C)	Preheated Air Temp. °F (°C)				
	700 (370)	800 (425)	900 (480)	1000 (540)	1100 (590)
2400 (1315)	29%	32%	35%	38%	41%
2200 (1200)	26%	29%	31%	34%	36%
2000 (1090)	23%	26%	28%	31%	33%
1800 (980)	21%	23%	26%	28%	31%
1600 (870)	19%	22%	24%	26%	28%
1400 (760)	18%	20%	22%	24%	26%
1200 (650)	17%	19%	21%	23%	25%
1000 (540)	15%	18%	20%	---	---

Specifications

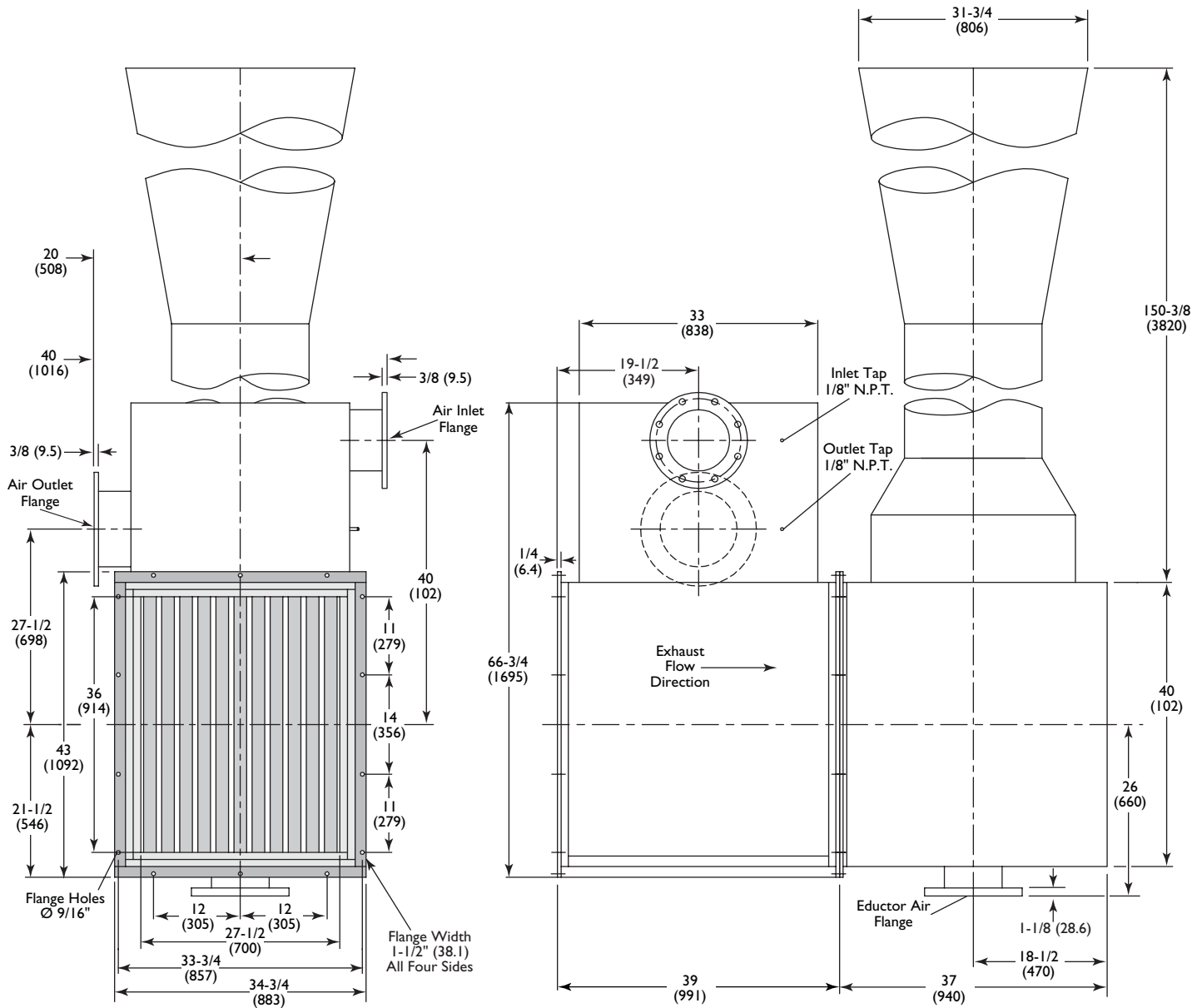
121 Tube Cross Flow Preheated Air Temperature



ΔP 121 Tube Cross Flow with 1900°F (1040°C) Exhaust



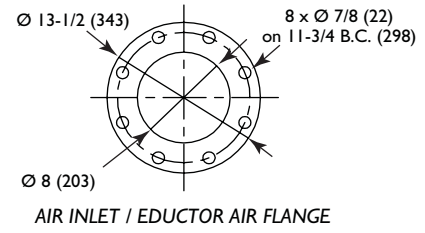
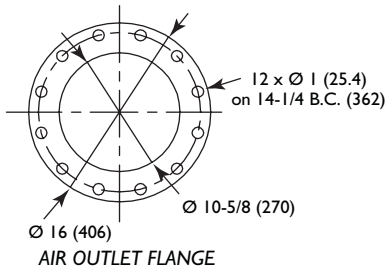
Dimensions in Inches (mm)



Flange Holes
 \varnothing 9/16"

Flange Width
 1-1/2" (38.1)
 All Four Sides

Eductor Air
 Flange





Offered By:

Power Equipment Company
2011 Williamsburg Road
Richmond, Virginia 23231
Phone (804) 236-3800
Fax (804) 236-3882

www.peconet.com